



# RF-0385 / RF-0399 Flake Ice Machines

## Model

☐ RF-0385A ☐ RF-0399A



Model RF-0385A\*  
Flake Ice Machine

Model RF-0399A  
Flake Ice Machine

\*Fits under standard counter heights

## Standard Features

- Up to 332 lbs. (151 kgs) daily flake ice production.
- Up to 120 lbs. (54 kgs) ice storage capacity.
- High load capacity bearings for enhanced reliability.
- Heavy duty stainless steel cabinet resists corrosion.
- Easy access door, slides up & out of the way.

## Warranty

- 3-year Parts
- 2-year Labor
- Compressor parts for 5 years and labor for 2 years.

## Standard Equipment

### RF-0385 / RF-0399

Ice Scoop, 6" Bin Legs, Alternate Low Profile Legs Standard Legs Adjustable from 4-1/2" to 6" Low Profile Non-Adjustable 1/4"

## Ice Machine Electric

\*115/60/1. (230/50/1 also available.)  
115/60/1 ice machines are factory pre-wired with a 6' (180 cm) power cord and NEMA 5-15P plug configuration.

\*230/50/1 ice machines are factory pre-wired with a 6' (180 cm) power cord with either: no plug or prewired with Schuko or Blade "G Type" Plugs.

### Total ampacity:

Air-cooled: 10 amps.

### Maximum fuse size:

Air-cooled: 15 amps.

HACR-type circuit breakers can be used in place of fuses

## Specifications

### BTU Per Hour:

3,500 (average)

### Compressor:

Nominal rating: 1/2 HP

### Refrigerant:


R-404A

### Operating Limits:

- Ambient Temperature Range:  
50°-110°F (10°-43°C)
- Water Temperature Range:  
37°-90°F (3°-32°C)
- Water Pressure Ice Maker Water In:  
Min. 14 psi (96.5 kPa)  
Max. 80 psi (551.6 kPa)

## Ice Shape

Flake ice is small hard bits of ice ideally suited for presentation applications.



Ice shown actual size



UL STD 563  
CAN/CSA-C22.2 No. 120



SANITATION  
NSF/ANSI 312



QUALITY MANAGEMENT SYSTEM  
CERTIFIED BY DNV  
ISO 9001:2008

2110 South 26th Street  
PO Box 1720  
Manitowoc, WI 54221-1720 USA

Tel: 1.920.682.0161  
Fax: 1.920.683.7589

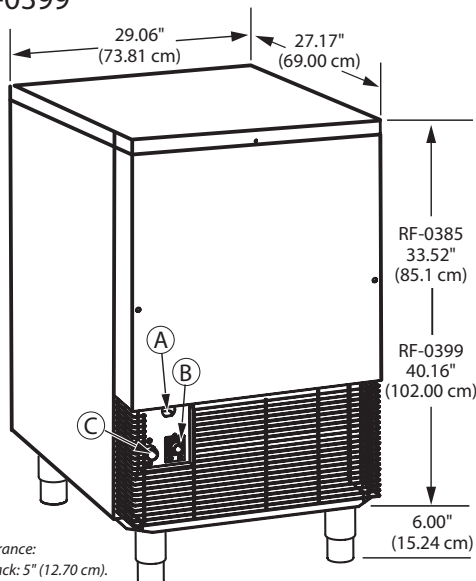
www.manitowocice.com



# RF-0385 / RF-0399 Flake Ice Machines

## RF-0385/RF-0399

- Ⓐ Electrical Entrance
- Ⓑ 3/8" (0.95 cm) N.P.T. Ice Making Water Inlet
- Ⓒ 1/2" (1.27 cm) N.P.T. Ice Making Water Outlet



**Installation Note**  
Minimum installation clearance:  
Top/sides: 8" (20.32 cm), back: 5" (12.70 cm).

## Space-Saving Designs



### RF-0385

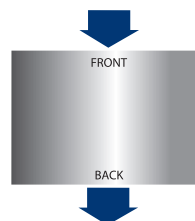
undercounter height

### RF-0399

Height	39.52" 100.4 cm	46.16" 117.24 cm
Width	29.06" 73.81 cm	29.06" 73.81 cm
Depth	27.17" 69.00 cm	27.17" 69.00 cm
Bin Storage	88 lbs. 40 kgs	120 lbs. 54 kgs

Height includes adjustable bin legs 4.50" to 6.00",  
11.43 cm to 15.24 cm set at 6.00" (15.24 cm).

## Air Flow Overhead View



Air in front,  
air out back,  
no side vents.

Air-cooled Ice Machine	Model	Ice Shape	Ice Production 24 Hours		Power kWh/100 lbs @ 90°Air/70°F	Potable Water Usage (100 lbs./45.4 kgs of Ice)	Bin Storage Capacity
			70°Air/ 50°F Water	90°Air/ 70°F Water			
	RF-0385A	Flake	332 lbs.	270 lbs.	6.41	12 gal.	88 lbs.
			151 kgs	122 kgs		45.4 L	40 kgs
	RF-0399A	Flake	332 lbs.	270 lbs.	6.41	12 gal.	120 lbs.
			151 kgs	122 kgs		45.4 L	54 kgs

"A" following model number indicates "Air" condensing unit.  
Test conditions are 90°F/32°C air, 70°F/21°C water, and 30 ± 3 psig water inlet pressure.

2110 South 26th Street  
PO Box 1720  
Manitowoc, WI 54221-1720 USA

Tel: 1.920.682.0161  
Fax: 1.920.683.7589  
www.manitowocice.com

